














Individual Results

Final

Fontainebleau - Fontainebleau (FRA) 19-10-2019 - Ama1 gp 85Km :30 Riders

Percentages: Qualified: 82.76% Not qualified: 17.24% (including GA (ex LA): 06.90% ME: 06.90% RET: 00.00% MISC: 03.45%)

RANK	NUM.	AV. SPEED	NAT.	PHASE	RANK	ARRIVAL	IN TIME	RECOV. T.	PH. SPD	BPM	AV. SPD	TOTAL REC.	LAP/LEAD
1	497	20.294		1	1	09:51:06	09:53:38	00:02:32	20.065	64/64	20.065	00:02:32	00:00:00
MARION ROUXEL													
UPSALA DU GUIDE													
- - GRILLET VICTORIA													
												Total Riding Time: 04:11:18	
2	479	20.293		1	2	09:51:08	09:54:18	00:03:10	19.948	61/61	19.948	00:03:10	00:00:40
SALVINA DENIAUD													
KHETI													
Lap / preceding :00:00:01													
- - DA GRAVA BERNARD													
												Total Riding Time: 04:11:19	
3	482	19.238		1	7	10:01:47	10:06:17	00:04:30	18.055	58/60	18.055	00:04:30	00:12:39
AMELIE DROYER													
BAKARDY DU BAS FOUR													
Lap / preceding :00:13:47													
- - BAS FOUR LES ECURIES DU													
												Total Riding Time: 04:25:06	
4	481	19.237		1	5	09:54:55	09:59:42	00:04:47	19.048	58/56	19.048	00:04:47	00:06:04
ANAIIS DOUGUET													
ARABESQUE DU VENEG													
Lap / preceding :00:00:01													
- - LISTE ROUGE													
												Total Riding Time: 04:25:07	
5	494	19.055		1	4	09:55:34	09:59:12	00:03:38	19.128	55/64	19.128	00:03:38	00:05:34
THIERRY OLIVIER													
DIB													
Lap / preceding :00:02:32													
- - LISTE ROUGE													
												Total Riding Time: 04:27:39	
6	492	18.899		1	3	09:51:10	09:55:41	00:04:31	19.709	64/58	19.709	00:04:31	00:02:03
LORELEI LOMBARD													
AINHOA ZELLADONA													
Lap / preceding :00:02:12													
- - LOMBARD MONTOYA LORELEI													
												Total Riding Time: 04:29:51	
7	477	18.741		1	8	10:01:48	10:07:57	00:06:09	17.819	62/60	17.819	00:06:09	00:14:19
ANGELINE CHEVREAU													
GODASIL SHEITAN													
Lap / preceding :00:02:17													
- - LEGRAND CHRISTINE													
												Total Riding Time: 04:32:08	
8	496	17.233		1	10	10:08:44	10:14:02	00:05:18	17.011	62/64	17.011	00:05:18	00:20:24
MANON PRUVOST													
DHAYAH DU COURTISOT													
Lap / preceding :00:23:49													
- - BRANLY JEAN-PIERRE													
												Total Riding Time: 04:55:57	
9	486	17.232		1	10	10:08:42	10:14:02	00:05:20	17.011	56/50	17.011	00:05:20	00:20:24
LESLIE GODAR													
ZAHRA DU COURTISOT													
Lap / preceding :00:00:01													
- - BRANLY JEAN-PIERRE													
												Total Riding Time: 04:55:58	
10	493	16.919		1	13	10:12:30	10:16:48	00:04:18	16.667	62/64	16.667	00:04:18	00:23:10
OPHELIE MOREL													
FADEL AL MOUNIRA													
Lap / preceding :00:05:28													
- - PRUVOST VINCENT JEROME													
												Total Riding Time: 05:01:26	

RANK	NUM.	AV. SPEED	NAT.	PHASE	RANK	ARRIVAL	IN TIME	RECOV. T.	PH. SPD	BPM	AV. SPD	TOTAL REC.	LAP/LEAD
11	491	16.789		1	14	10:18:22	10:20:55	00:02:33	16.180	57/64	16.180	00:02:33	00:27:17
RAPHAELLE LEONOFF				2	11	12:29:51	12:32:28	00:02:37	16.385	61/62	16.260	00:05:10	00:43:38
WAFIK AL ANDALUS			10	3	11	14:33:46	14:44:06		18.513	60/60	16.789		00:52:28
Lap / preceding :00:02:20													
- - LEONOFF RAPHAELLE												Total Riding Time: 05:03:46	
12	499	16.280		1	15	10:19:16	10:22:29	00:03:13	16.002	64/64	16.002	00:03:13	00:28:51
MARIE LIESSE UHLMANN				2	12	12:29:51	12:35:17	00:05:26	16.164	60/44	16.066	00:08:39	00:46:27
LOU DES COULERIES			9	3	12	14:43:16	14:55:28		16.927	58/58	16.280		01:01:58
Lap / preceding :00:09:30													
- - UHLMANN MATTHIEU												Total Riding Time: 05:13:16	
13	476	16.099		1	17	10:25:21	10:28:25	00:03:04	15.362	64/68	15.362	00:03:04	00:34:47
STEPHANE CHAZEL				2	14	12:35:58	12:38:31	00:02:33	16.648	0	15.848	00:05:37	00:49:41
JOY WAY AL MAURY			7	3	13	14:46:47	14:56:24		16.865	55/55	16.099		01:05:29
Lap / preceding :00:03:31													
- - LISTE ROUGE												Total Riding Time: 05:16:47	
14	495	16.097		1	16	10:25:28	10:28:19	00:02:51	15.373	56/56	15.373	00:02:51	00:34:41
MELANIE PARENT				2	13	12:36:07	12:38:25	00:02:18	16.648	52/48	15.855	00:05:09	00:49:35
WIELKA DALENA			6	3	14	14:46:50	14:56:18		16.833	50/50	16.097		01:05:32
Lap / preceding :00:00:03													
- - LISTE ROUGE												Total Riding Time: 05:16:50	
15	483	15.323		1	22	10:32:03	10:35:29	00:03:26	14.664	61/56	14.664	00:03:26	00:41:51
MARIE CECILE DUPAS				2	16	12:44:20	12:47:49	00:03:29	16.246	55/44	15.253	00:06:55	00:58:59
EASTER MONDAY CHERY			9	3	15	15:02:50	15:13:09		15.526	56/56	15.323		01:21:32
Lap / preceding :00:16:00													
- - DUPAS CARLOTA												Total Riding Time: 05:32:50	
16	471	15.300		1	19	10:27:31	10:31:33	00:04:02	15.045	59/60	15.045	00:04:02	00:37:55
PRUNE BELLAMY				2	15	12:45:53	12:47:36	00:01:43	15.617	60/44	15.267	00:05:45	00:58:46
KAHAYLA			8	3	16	15:03:20	15:11:20		15.397	56/56	15.300		01:22:02
Lap / preceding :00:00:30													
- - HAMILTON AL AIDAROUS MAEVE JANET												Total Riding Time: 05:33:20	
17	472	15.298		1	18	10:27:34	10:30:22	00:02:48	15.163	62/60	15.163	00:02:48	00:36:44
OLIVIER BOCHER				2	17	12:45:55	12:48:49	00:02:54	15.236	62/68	15.192	00:05:42	00:59:59
HISSANE NASRIDIN			6	3	17	15:03:22	15:13:00		15.612	62/62	15.298		01:22:04
Lap / preceding :00:00:02													
- - LES CHEVAUX DE PENHOAT S.C.E.A.												Total Riding Time: 05:33:22	
18	487	14.877		1	24	10:31:46	10:36:13	00:04:27	14.595	48/44	14.595	00:04:27	00:42:35
MAUREEN GRANIER				2	20	12:51:06	12:55:36	00:04:30	15.093	53/56	14.789	00:08:57	01:06:46
SW FAST			7	3	18	15:12:49	15:20:05		15.135	53/53	14.877		01:31:31
Lap / preceding :00:09:27													
- - JUMA'S TEAM SL												Total Riding Time: 05:42:49	
19	489	14.867		1	21	10:31:31	10:34:36	00:03:05	14.748	56/58	14.748	00:03:05	00:40:58
CAROLINE HAUTCOEUR				2	19	12:51:07	12:54:08	00:03:01	15.070	54/62	14.874	00:06:06	01:05:18
URANIA EL WIDDE			11	3	19	15:13:03	15:22:02		14.845	46/46	14.867		01:31:45
Lap / preceding :00:00:14													
- -												Total Riding Time: 05:43:03	
20	480	14.384		1	20	10:26:47	10:32:39	00:05:52	14.936	59/56	14.936	00:05:52	00:39:01
LYSE DI STEFANO				2	21	12:52:20	12:59:18	00:06:58	14.065	56/60	14.578	00:12:50	01:10:28
INESS DE SAMEYRIAT			10	3	20	15:24:33	15:39:04		13.858	53/53	14.384		01:43:15
Lap / preceding :00:11:30													
- - DI STEFANO LYSE												Total Riding Time: 05:54:33	
21	474	14.384		1	26	10:28:59	10:38:14	00:09:15	14.409	51/56	14.409	00:09:15	00:44:36
SYLVIA CASTANIER				2	22	12:59:05	13:05:20	00:06:15	14.006	56/60	14.246	00:15:30	01:16:30
DIEGO D'ELSSANNE			14	3	21	15:24:34	15:40:37		14.793	52/52	14.384		01:43:16
Lap / preceding :00:00:01													
- - LEBAS ERIC												Total Riding Time: 05:54:34	
22	490	14.382		1	25	10:29:00	10:38:11	00:09:11	14.414	54/60	14.414	00:09:11	00:44:33
ERIC LEBAS				2	23	12:59:03	13:05:26	00:06:23	13.986	58/56	14.241	00:15:34	01:16:36
RABA DE LURIECQ			13	3	22	15:24:37	15:40:33		14.801	57/57	14.382		01:43:19
Lap / preceding :00:00:03													
- - CASTANIER SYLVIE												Total Riding Time: 05:54:37	
23	501	14.380		1	29	10:44:20	10:50:17	00:05:57	13.389	52/54	13.389	00:05:57	00:56:39
ANAIIS DELMAS				2	25	13:07:50	13:14:28	00:06:38	14.398	58/60	13.772	00:12:35	01:25:38
DENVER DU PILLAUDIN			6	3	23	15:24:39	15:44:12		16.462	62/62	14.380		01:43:21
Lap / preceding :00:00:02													
- - JACQUET JULIE												Total Riding Time: 05:54:39	

RANK	NUM.	AV. SPEED	NAT.	PHASE	RANK	ARRIVAL	IN TIME	RECOV. T.	PH. SPD	BPM	AV. SPD	TOTAL REC.	LAP/LEAD	
24	488	14.380			1	28	10:32:16	10:46:35(2)	00:14:19	13.687	62/64	13.687	00:14:19	00:52:57
CHLOE GRESSUS DANNEN MULLER					2	26	13:07:54	13:16:50	00:08:56	13.605	64/54	13.654	00:23:15	01:28:00
VOLGA ARMOR				10	3	24	15:24:40	15:44:54		16.959	55/55	14.380		01:43:22
Lap / preceding :00:00:01														
- - OLLIVIER YVON												Total Riding Time: 05:54:40		
0	485	GA			1	23	10:31:52	10:35:34	00:03:42	14.656	59/58	14.656	00:03:42	00:41:56
EDDY GAUTHE					2	18	12:48:16	12:51:22	00:03:06	15.658	57/56	15.038	00:06:48	01:02:32
CAPPUCINE				7	3	GA	15:03:24	15:10:50		16.091	55/55	15.297		01:22:06
Lap / preceding :23:38:44														
- - GAUTHE EDDY												Total Riding Time: 05:33:24		
0	500	GA ME			1	27	10:31:32	10:42:02	00:10:30	14.071	58/56	14.071	00:10:30	00:48:24
XAVIER VERET					2	24	12:59:07	13:09:23	00:10:16	13.973	58/60	14.032	00:20:46	01:20:33
VOLGA DES FORGES				10	3	GA ME	16:11:18	16:23:07		10.006	68/68	12.709		02:30:00
Lap / preceding :01:07:54														
- - VERET XAVIER												Total Riding Time: 06:41:18		
0	475	ME			1	6	09:54:58	10:02:08	00:07:10	18.668	63/64	18.668	00:07:10	00:08:30
PRESCILLIA CATEL					2	ME	12:04:18	12:10:30	00:06:12	16.975	63/60	17.957	00:13:22	00:21:40
ULRIC DES ANGES NOIRS				11										
Lap / preceding :20:49:12														
- - CATEL PRESCILLIA												Total Riding Time: 03:30:30		
0	484	GA			1	12	10:08:40	10:16:13	00:07:33	16.738	59/60	16.738	00:07:33	00:22:35
JIMMY FABRE					2	GA	12:20:22	12:29:41	00:09:19	16.049	63/64	16.457	00:16:52	00:40:51
KHALIMAH				8										
Lap / preceding :00:19:11														
- - VERDUCI FRANCOISE												Total Riding Time: 03:49:41		
0	498	ME			1	9	10:06:54	10:09:35	00:02:41	17.595	62/62	17.595	00:02:41	00:15:57
CHARLY ROY					2	ME	12:08:39	12:28:04(2)	00:19:25	15.231	71/70	16.574	00:22:06	00:39:14
LORENZIANO BLUEGOLD				10										
Lap / preceding :23:58:23														
- - DULIEU ANNABELLE												Total Riding Time: 03:48:04		
0	473	WD												
THERESE MARIE CARDON														
UPSY DE BRIBRAX				11										
Lap / preceding :20:11:56														
- - LERNOULD CLAUDE												Total Riding Time:		

WD=Withdrawn, RET=Retired, DSQ=Disqualified, FNR=Finished not ranked, LA=Lame, MI=Minor injury, CI=Catastrophic injury, ME=Metabolic, ME-TR=Metabolic invasive treatment, OT=Out of time, FTC= Failed to complete

3/3



Yamamah Android



Yamamah IOS



Powered by ATRM